
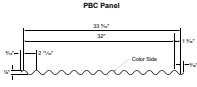

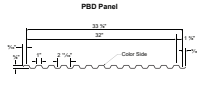



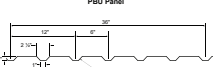



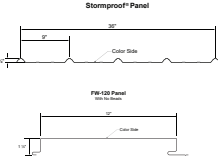

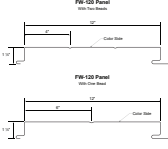




fortifybuildingsolutions.com

PANEL	APPLICATION	COVERAGE	PANEL ATTACHMENT	GAUGE	TEXTURE	COATINGS	MIN SLOPE
PBC 7/8" Corrugated*  	Roof & Wall	32"	Exposed	Standard: 26 Optional: 24, 22	Standard: Smooth Optional: Embossed (24)	Galvalume Plus®, Signature® 200, Signature® 300	3:12
PBD  	Roof & Wall	32"	Exposed	Standard: 26 Optional: 24, 22	Standard: Smooth Optional: Embossed (24, 22)	Galvalume Plus®, Signature® 200, Signature® 300	3:12
PBR  	Roof & Wall	36"	Exposed	Standard: 26 Optional: 24, 22	Standard: Smooth Optional: Embossed (24, 22)	Galvalume Plus®, Signature® 200, Signature® 300	1/2:12
PBU M-Panel*  	Roof & Wall	36"	Exposed	Standard: 26 Optional: 24, 22	Standard: Smooth Optional: Embossed (24, 22)	Galvalume Plus®, Signature® 200, Signature® 300	1:12
RETRO-R®  	Roof & Wall	36"	Exposed	Standard: 29 Optional: 26	Standard: Smooth	Galvalume Plus®, Signature® 200	1/2:12
STORMPROOF® Residential*  	Roof & Wall	36"	Exposed	Standard: 29 Optional: 26	Standard: Smooth	Galvalume Plus®, Signature® 200	3:12
FW-120 FWQ100*  	Wall/Soffit/ Underhung	12"	Concealed	Standard: 24 Optional: 22	Standard: Smooth Optional: Embossed (24, 22)	Galvalume Plus®, Signature® 200, Signature® 300	Wall Only
ARTISAN®  	Soffit/ Underhung	12"	Concealed	Standard: 24 Optional: 22	Standard: Smooth Optional: Embossed (24, 22)	Galvalume Plus®, Signature® 200, Signature® 300, Signature® 300 Metallic	Wall Only

Descriptions and specifications contained herein were in effect at the time this publication was approved for printing. In a continuing effort to refine and improve products, Fortify Building Solutions reserves the right to discontinue products at any time or change specifications and/or designs without incurring obligation. To ensure you have the latest information available, please inquire or visit our website at fortifybuildingsolutions.com. Application details are for illustration purposes only and may not be appropriate for all environmental conditions, building designs or panel profiles. Projects should be designed to conform to applicable building codes, regulations and accepted industry practices. If there is a conflict between this manual and project erection drawings, the erection drawings will take precedence. © 2024 Fortify Building Solutions, part of **Cornerstone Building Brands**, Inc. ALL RIGHTS RESERVED. 1504249991102/RevA/MS/0624

*Produced on-site at select locations with alternate name(s) shown.